



RISO EZ Drum A4



Card Feed Kit

**Consumables**  
 RISO MASTER eZ TYPE (295 sheets per roll)  
 RISO INK eZ TYPE (1000ml per cartridge)



RISO Auto Document Feeder AF-VI



RISO Key Card Counter IV:N



RISO Job Separator IV:N III

RISO PC Interface Card USB2.0  
 RISO Network Card  
 RISO Printer Driver for Macintosh  
 RISO Accounting Tool

RISO EZ301	<b>Master-making / Printing methods</b>	High-speed digital master-making / Fully automatic stencil printing
	<b>Original Type</b>	Book, Sheet
	<b>Original Size</b>	When using the Glass Platen : 50 mm x 90 mm - 310 mm x 432 mm When using the AF-VI (option) : 100 mm x 148 mm - 310 mm x 432 mm
	<b>Original Paper Weight</b>	When using the Glass Platen : 10 kg or less When using the AF-VI (option) : 50 gsm - 128 gsm
	<b>Scanning Area (max.)</b>	297 mm x 432 mm
	<b>Print Paper Size</b>	100 mm x 148 mm - 310 mm x 432 mm
	<b>Paper Supply Capacity</b>	1000 sheets (64 gsm)
	<b>Print Paper Weight</b>	Standard : 46 gsm - 210 gsm When using the Card Feed Kit (option): 100 gsm - 400 gsm
	<b>Image Processing Mode</b>	Line, Photo, Duo, Pencil
	<b>Resolution</b>	Scanning resolution: 300dpi x 600dpi Printing image resolution: 300dpi x 600dpi (600dpi x 600dpi: Perforation density on the master)
	<b>Master-making Time</b>	Approx. 22 seconds (for A4 / Landscape / 100% reproduction ratio)
	<b>Printing Area (max.)</b>	210 mm x 290 mm
	<b>Print Reproduction Ratio</b>	3 enlargements: 116%, 122%, 141% 3 reductions: 87%, 82%, 71% Zoom: 50% - 200% in 1% increments Margin+: 94%
	<b>Print Speed</b>	60ppm - 130ppm (5 steps variable)
	<b>Print Position Adjustment</b>	Vertical: ± 15 mm Horizontal: ± 10 mm
	<b>Ink Supply</b>	Fully automatic (1,000 ml per cartridge)
<b>Master Supply / Disposal</b>	Fully automatic (295 sheets per roll)	
<b>Master Disposal Capacity</b>	Approx. 100 sheets	
<b>User Interface</b>	LED Panel with Progress Arrow indicators, Front Side Operation	
<b>Power Source</b>	EZ301E: 220V - 240V AC, <1.3A> 50Hz - 60Hz	
<b>Dimensions (WxDxH) without stand</b>	When in use: 1415mm(W) x 655mm(D) x 665mm(H) When in storage: 780mm(W) x 655mm(D) x 665mm(H)	
<b>Weight without stand</b>	Approx. 101kg	

Specifications are subject to change without notice. Details may vary depending on the region.

RISO logo is the registered trademark of RISO KAGAKU CORPORATION.  
 RISO iQualitySystem and RISO are trademarks of RISO KAGAKU CORPORATION.  
 Copyright ©2012 RISO KAGAKU CORPORATION. All rights reserved.  
 The color of the actual product may vary from the color shown in the brochure.

For more details please contact:

The unique approach to printing.



A4

130ppm



Higher print volumes —  
But we don't want higher costs

## EZ301 Digital Duplicator — A smart choice for management-friendly value plus user-friendly operation

What would optimize your print job operations?  
Lower costs? Faster speed? Higher image quality?

RISO EZ series digital duplicators offer lower running costs and higher printing speed to achieve greater expense reduction and productivity than photocopiers and printers can provide.

They can process large-batch printing to maximize efficiency in many ways, delivering everything from fixed-form documents to envelopes, cards, leaflets, educational materials and more.

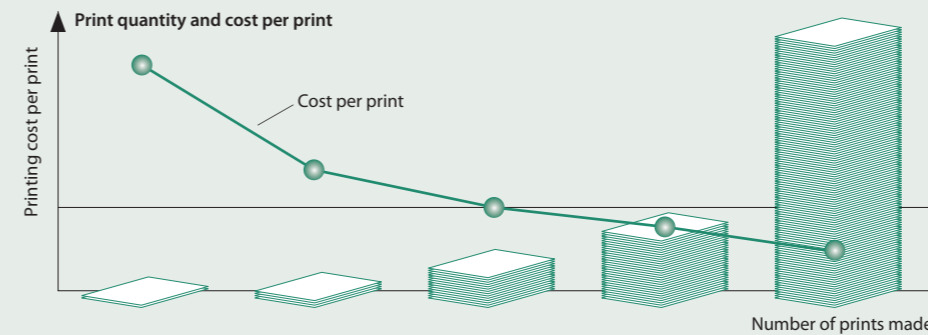
The EZ301's superior value, A4-size print capability, exceptional image quality, versatile performance and affordable price make it the smart solution for handling a wide range of printing work.

Cost efficiency  
Ease of use  
High image quality  
Productivity  
Durability and Sustainability



## The higher the volume, the lower the running cost per print. Great for envelopes and cards, too.

Overall operating costs for photocopiers and printers can be surprisingly higher than you imagine. But RISO EZ series digital duplicators reduce the cost per print of higher-volume jobs. How? By scanning the paper original or sending data from a PC for master-making, realizing greater cost efficiency than photocopiers, other printers or outside print shop services can provide.



More savings!

### Allows special-paper printing in-house

The EZ301 can handle special papers including thick paper, thin paper, envelopes and cards, so you can print more in-house and reduce outsourcing. Use less costly paper to cut costs even further.

### ECO mode

A digital duplicator consumes as little as about 1/6th\* the energy of a photocopier. For extra power efficiency, the EZ301 features an ECO mode to minimize electricity consumption without compromising print quality. When the machine has not been used for a while, Auto Sleep Mode automatically turns on Sleep Mode, reducing power consumption to just about 5W. Auto Power-OFF Mode turns the power off automatically after a certain period of time elapses.

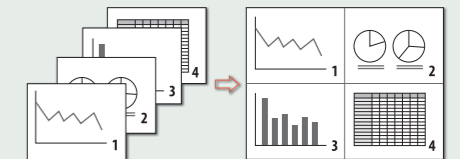
\*When compared with a B&W photocopier of approx. 1500W.

### Ink Saving Mode

The Ink Saving Mode minimizes ink usage — making large-volume printing especially cost-effective.

### Saves paper, too

To reduce paper costs, the machine can print multiple originals onto one sheet of paper.



Many operators to satisfy —  
We hate complications

## With its photocopier-like output functionality, anyone can use the EZ301 with its simple two-step operation.

No worries — anyone can operate the machine as if it was an ordinary copy machine. Output setting is simple.



1. Set the original and press the start key to make a master.



2. Input the number of prints desired and press the start key again to start printing.



More ease of operation!

### Convenient master disposal Only from RISO

The Master Disposal Box is compact and upright, so disposing of used masters stored in it is as simple as pushing a lever. And you won't stain your hands.



### Easy replacement of consumables

An LED blinks to indicate that ink or masters are running low. Replacing ink bottles is as easy as a single click after opening the front door. Masters are easy to change, too.



### Color Universal Design NEW

With operational color design authorized by Color Universal Design Organization, operation parts are arranged for easy identification and with consideration for people with color vision deficiency.



Appearance often matters —  
We want beautiful results

## High-quality output from any kind of original.

The EZ301 does a beautiful job of printing high-quality text and images for a range of work — fixed-form documents, envelopes, leaflets, teaching materials and more.


More beautiful!

### Optimum output, faithful to the original

For optimal output, the EZ301 features four preset image processing modes: Line, Photo, Duo (line/photo/shadow off) and Pencil (darker/lighter).

### Clearly reproduces penciled text and stamp marks

Press the pencil key for clearer output of text and lines faintly drawn by pencil as well as stamp marks.



### Clearer photos

Use dot screening (fine/coarse) for clearer photo image output.

### Higher quality printing with a PC

The optional RISO PC Interface Card USB2.0 enables direct printing from a PC via a USB cable, which keeps the output looking more beautiful. An optional RISO Network Card enables network connection.

### Optional color drum for adding color

Spot color can help documents stand out. The machine's color drum is designed to be light, easy to set and user-friendly. It accommodates a wide variety of inks in 21 standard colors, 50 custom colors, plus special order-made colors that can give corporate logos an extra-special look.



Don't spend too much time printing —  
Productivity is important

You'll want to use it for a long time —  
Environmental friendliness matters

## Extra-fast printing up to 130 pages per minute, plus easy sorting by group.

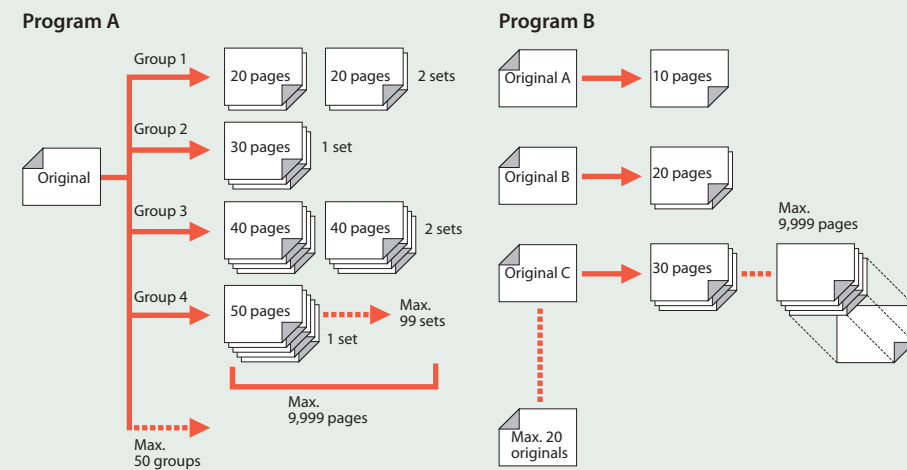
Suddenly need a large volume of prints? Don't panic. The EZ301 can print at a maximum of 130 pages per minute. That's over 1,000 pages in only eight minutes — much faster than photocopiers or printers can perform.

Time required to print 1,000 pages



More productive!

**Program output for easy group sorting**  
Besides speedy printing, the EZ301 is capable of quickly sorting output documents by group. Use Program A to output different quantities of prints per group, or Program B to output different quantities per page of multiple-page originals. Programs can be saved for later retrieval, so there's no need to repeat input routines each time. Also, an optional Job Separator raises sorting efficiency by inserting tape to mark the end of a job.



**“Domino theory” paper output mechanism**  
neatly stacks papers at high speed

Thanks to the paper arrangers based on the “domino theory” paper output mechanism, papers are output at high speed and neatly stacked on the V-shaped paper receiving tray for easy removal. The receiving tray paper guides are designed so that they can be tilted outward for easy paper removal.



## The EZ301 passes the one-million-output test. It's environmentally friendly, too.


The one-million-output and other durability tests make the machine supremely reliable. It's built to last, extending its cost-effective qualities to the limit. With such high performance made for posterity, the EZ301 is an exemplary long-term performer.

More safety!

**Friendly to the environment**  
The EZ301 consumes energy very sparingly, using just about 1/6th\* of the power that a photocopier requires. The ink it uses is made of eco-friendly soy oil. RISO makes products that conform to the International Energy Star Program.

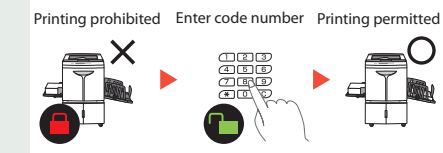


\*When compared with a B&W photocopier of approx. 1500W.



**Full security**

The EZ301 features security functions that can limit user access or secure original data in order to protect against information leakage. After printing, the master remains on the drum so that it can be printed at any time. Turn on Confidential mode, and the master on the drum is disposed of to safeguard against undesired printing of confidential documents.



**RISO i Quality System**

The RISO i Quality System offers a large number of quality and convenience benefits. Among them are:

- Automatic assurance of optimum print quality
- Prevention of operator error
- Warning of shortages in remaining ink/master volume
- Minimized paper waste




Feed side




1. Master disposal box
2. Paper feed tray

Front



3. Flat bed scanner
4. Ink cartridge cap holder
5. Easy ink setting
6. Slide-out master-making unit
7. Lightweight print drum

Output side



8. Paper receiving tray
9. Paper arrangers